

# MDS1000 Three Phase Bridge Module



## Features

Isolated mounting base 2500V  
Increased power cycling capability  
Space and weight savings

## Application

AC/DC Motor drives  
Various rectifiers  
DC supply for PWM inverter

$I_O$	1000 A
$V_{RRM}$	600-1600 V
$I_{FSM}$	2.1KA
$I^2t$	22.1KA <sup>2</sup> S

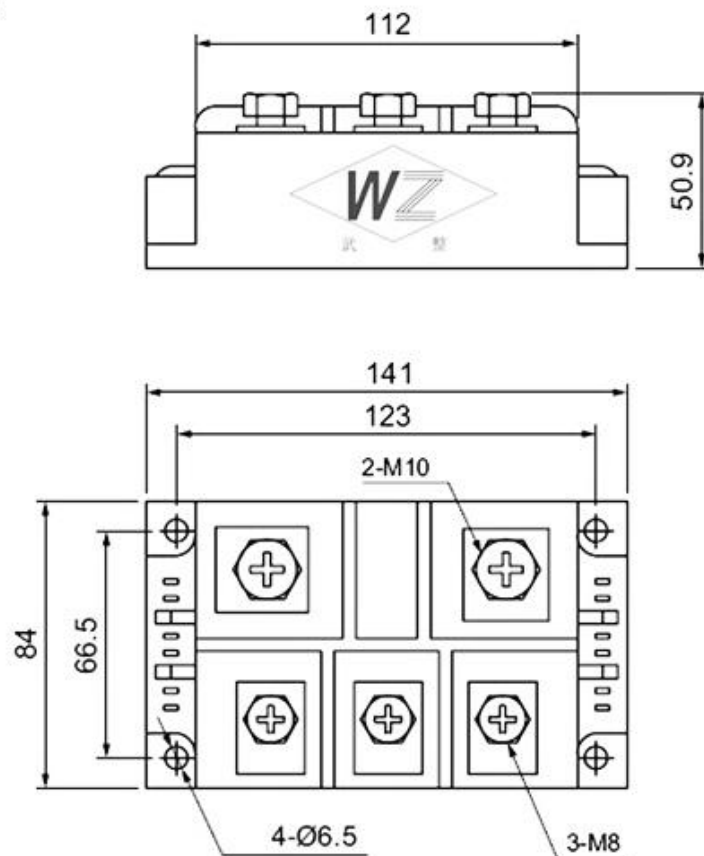
Symb.	parameter	Test Conditions	$T_{J(°C)}$	Value	Unit	
Current Ratings	$I_O$	average forward current	180 ° half sine wave 50Hz Single side cooled, $T_C=100\text{ °C}$	150	1000	A
	$I_{FSM}$	Surge forward current	10ms half sine wave	150	2.1	KA
	$I^2t$	$I^2t$ for fusing coordination	$V_R=0.6V_{RRM}$	150	22.1	KA <sup>2</sup> S
Characteristics	$V_{RRM}$	Repetitive peak reverse voltage	$V_{RRM}$ tp=10ms $V_{RSM}=V_{RRM}+200V$	150	600-1600	V
	$I_{RRM}$	Repetitive peak current	$V_{RM}=V_{RRM}$	150	Max.15	mA
	$V_{FM}$	Peak on-state voltage	$I_{FM}=200A$	25	Max.1.35	V
	$V_{FO}$	Threshold voltage		150	Max.0.8	V
	$r_F$	Forward slop resistance		150	Max.2.8	mΩ

## Thermal & Mechanical Data

Symb.	parameter	Test Conditions	Value	Unit
$R_{th(j-c)}$	Thermal resistance Junction to case	At 180 °sine wave, single side cooled	Max.0.10	°C/W
$R_{th(c-h)}$	Thermal resistance case to heat sink	At 180 °sine wave, single side cooled	Max.0.07	°C/W
$V_{iso}$	Isolated voltage	50Hz,R.M.S,t=1min,Iiso:1mA(max)	Min.2500	V
$F_m$	Terminal connection torque(M5)		Typ.6.0	N m
	Mounting force (M6)		Typ.4.0	N m
$T_{stg}$	Stored temperature		-40+125	°C
$W_t$	Weight		450	g

### Outline:

M50



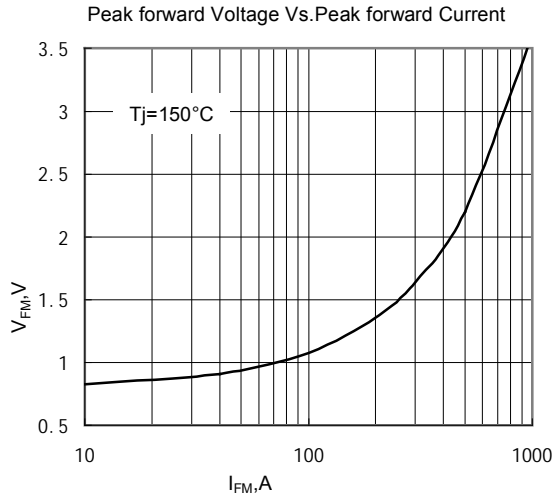


Fig.1

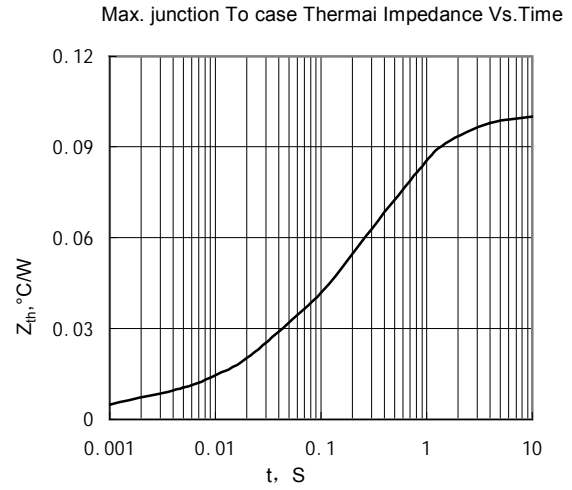


Fig.2

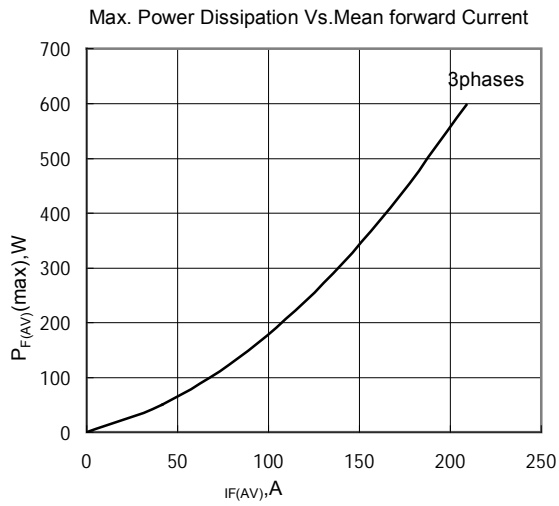


Fig.3

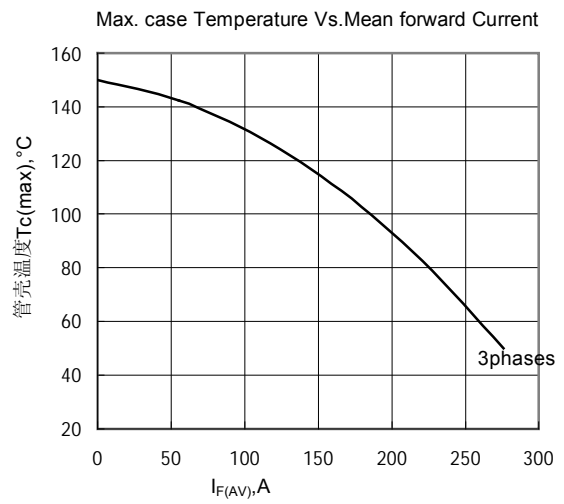


Fig.4

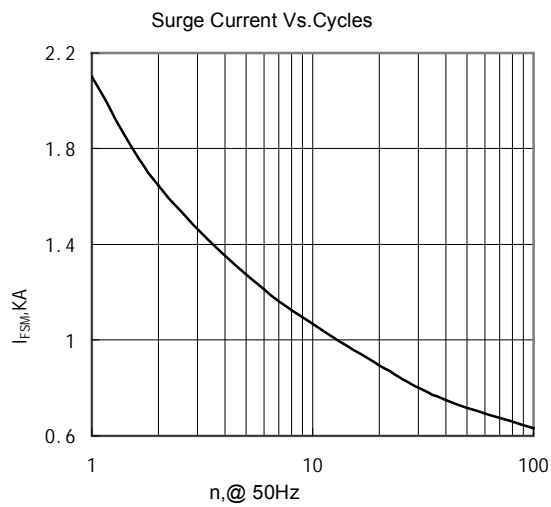


Fig.5

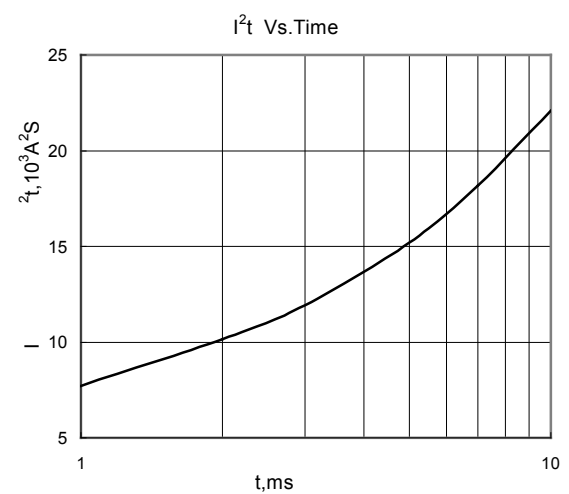



Fig.6



---

## Wuhan Wuzheng Rectifier Co., Ltd

**Add:** NO. 73 Gaoxin Five Road, East Lake New Technology Development Zone, Wuhan City, Hubei province.

**Tel :** 86-27-87001995

**Fax:** 86-27-87180920

**Email:** info@techele.com

**Web:** www.techele.com/en  
cntechele.en.alibaba.com