

MDS150 Three Phase Bridge Module



Features

Isolated mounting base 2500V
Increased power cycling capability
Space and weight savings

Application

AC/DC Motor drives
Various rectifiers
DC supply for PWM inverter

I_O	150 A
V_{RRM}	600-1600 V
I_{FSM}	1.5KA
I^2t	11.4KA ² S

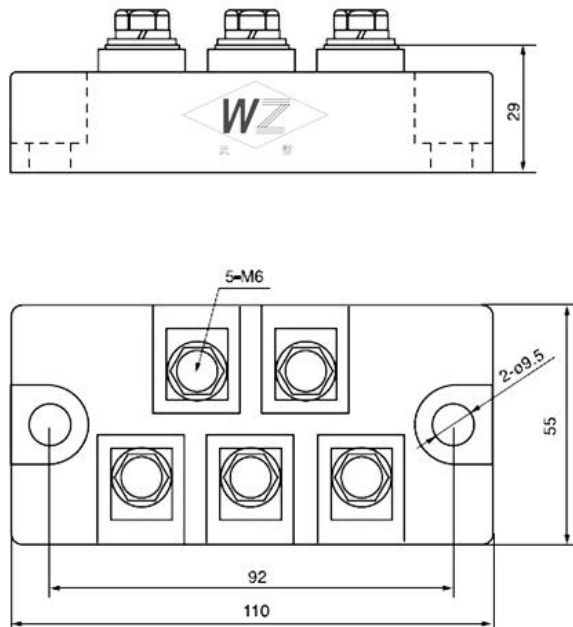
Symb.	parameter	Test Conditions	$T_{J(^{\circ}C)}$	Value	Unit	
Current Ratings	I_O	average forward current	180 ° half sine wave 50Hz Single side cooled, $T_C=100^{\circ}C$	150	150	A
	I_{FSM}	Surge forward current	10ms half sine wave	150	1.5	KA
	I^2t	I^2t for fusing coordination	$V_R=0.6V_{RRM}$	150	11.7	KA ² S
Characteristics	V_{RRM}	Repetitive peak reverse voltage	$V_{RRM} t_p=10ms$ $V_{RSM}=V_{RRM}+200V$	150	600-1600	V
	I_{RRM}	Repetitive peak current	$V_{RM}=V_{RRM}$	150	Max.10	mA
	V_{FM}	Peak on-state voltage	$I_{FM}=150A$	25	Max.1.20	V
	V_{FO}	Threshold voltage		150	Max.0.8	V
	r_F	Forward slop resistance		150	Max.3.8	mΩ

Thermal & Mechanical Data

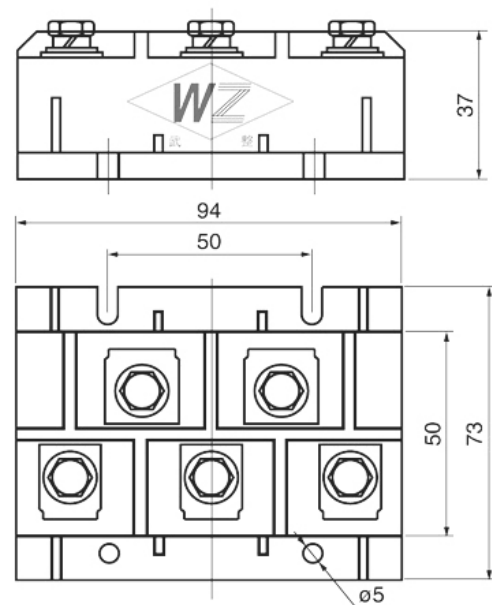
Symb.	parameter	Test Conditions	Value	Unit
$R_{th(j-c)}$	Thermal resistance Junction to case	At 180 °sine wave, single side cooled	Max.0.14	°C/W
$R_{th(c-h)}$	Thermal resistance case to heat sink	At 180 °sine wave, single side cooled	Max.0.07	°C/W
V_{iso}	Isolated voltage	50Hz,R.M.S,t=1min,Iso:1mA(max)	Min.2500	V
F_m	Terminal connection torque(M5)		Typ.6.0	N m
	Mounting force (M6)		Typ.4.0	N m
T_{stg}	Stored temperature		-40+125	°C
W_t	Weight		450	g

Outline:

M46



M48



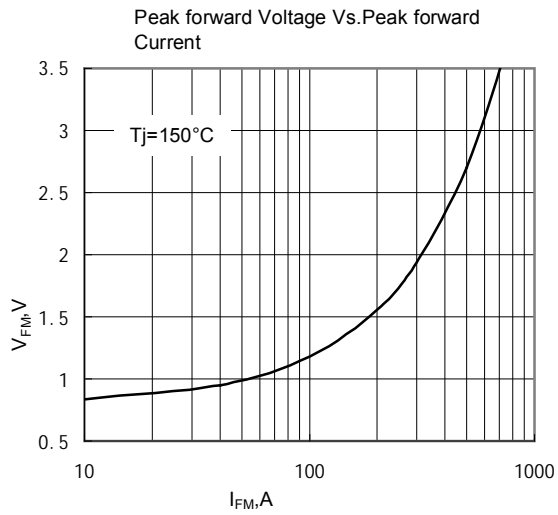


Fig.1

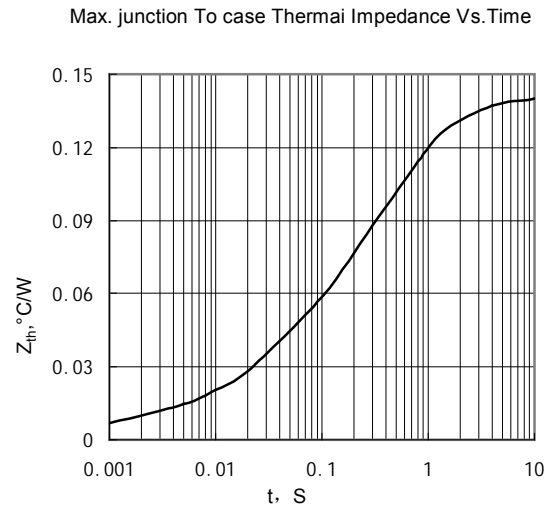


Fig.2

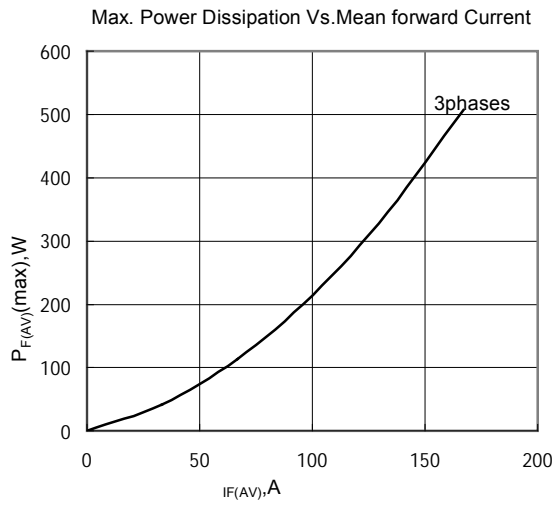


Fig.3

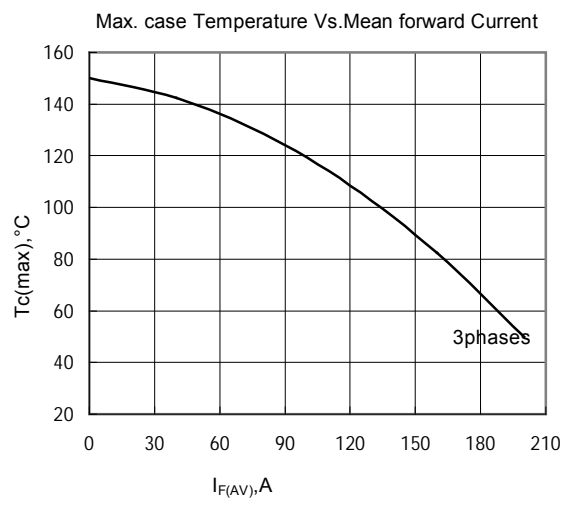


Fig.4

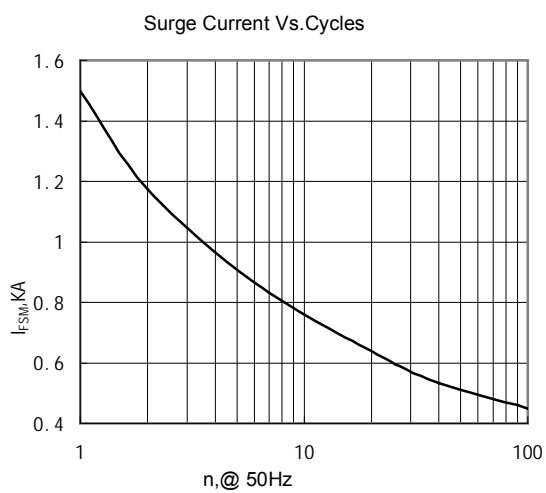


Fig.5

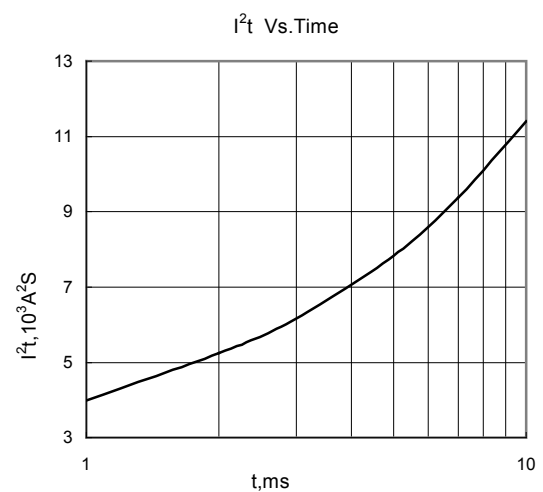



Fig.6



Wuhan Wuzheng Rectifier Co., Ltd

Add: NO. 73 Gaoxin Five Road, East Lake New Technology Development Zone, Wuhan City, Hubei province.

Tel : 86-27-87001995

Fax: 86-27-87180920

Email: info@techele.com

Web: www.techele.com/en
cntechele.en.alibaba.com