

MFC/MFA/MFK/MFX250A THYRISTOR/DIODE MODULE



Isolated mounting base 2500V
Increased power cycling
capability
Space and weight savings

$I_{T(AV)}$	250A
V_{DRM}/V_{RRM}	400-2600 V
I_{TSM}	8.5KA
I^2T	360 KA ² S

Application

AC/DC Motor drives
Various rectifiers
DC supply for PWM inverter

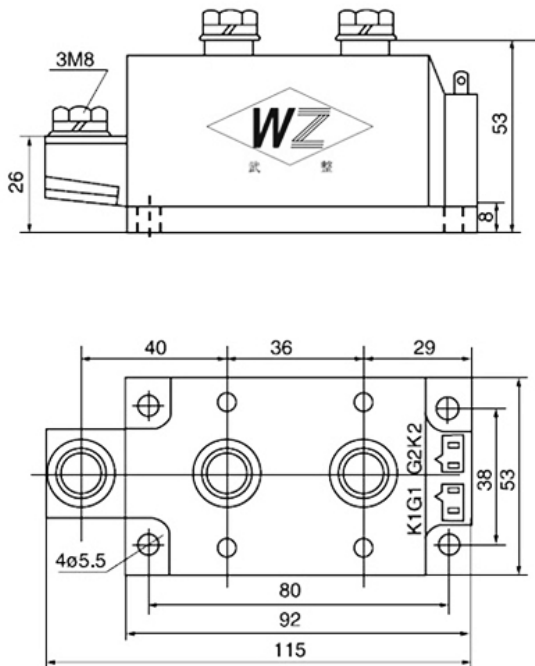
Symb.		parameter	Test Conditions	$T_{J(c)}$	Value	Unit
Current Ratings	$I_{T(AV)}$	average on-state current	180° half sine wave 50Hz Single side cooled $T_c=85^\circ C$	125	250	A
	$I_{T(RMS)}$	RMS on-state current		125	393	A
	I_{TSM}	Surge on-state current	10ms half sine wave $V_R=0.6V_{RRM}$	125	8.50	KA
	I^2t	I ² T for fusing coordination		125	360	KA ² S
Characteristics	V_{DRM}	Repetitive peak off-state voltage	$V_{DRM} \& V_{RRM}$ tp=10ms	125	400-2600	V
	V_{RRM}	Repetitive peak reverse voltage	$V_{DSM} \& V_{RSM} = V_{DRM} \& V_{RRM} + 100V$			
	I_{DRM} I_{RRM}	Repetitive peak current	$V_{DM} = V_{DRM}$ $V_{RM} = V_{RRM}$	125	Max.30	mA
	V_{TO}	Threshold voltage		125	Max.0.80	V
	V_{TM}	Peak on-state voltage	$I_{TM}=750A$	25	Max.1.57	V
	r_T	On-state slop resistance		125	Max.0.85	mΩ
Dynamic Parameters	I_H	Holding current	$V_A=12V, I_A=1A$	25	20-150	ma
	dv/dt	Critical rate of rise of off-state voltage	$V_{DM}=67\%V_{DRM}$	125	Max.800	V/μs
	di/dt	Critical rate of rise of on-state current	$I_{TM}=500A, \text{ Gate pulse } t_r \leq 0.5\mu s$ $I_{GM}=1.5A$	125	Max.100	A/μs
Gate Parameters	I_{GT}	Gate trigger current	$V_A=12V, I_A=1A$	25	30-180	mA
	V_{GT}	Gate trigger voltage		25	1.0-2.5	V
	V_{GD}	Non-trigger gate voltage	$V_{DM}=67\%V_{DRM}$	125	Min.0.2	V

Thermal & Mechanical Data

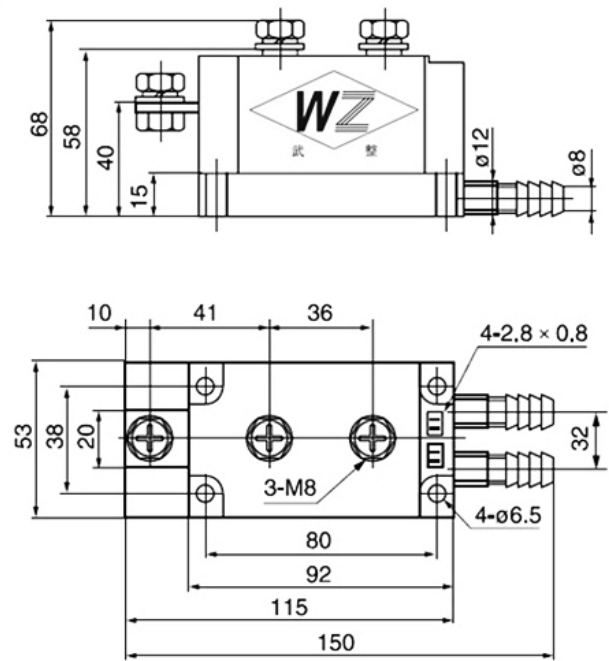
Symb.	parameter	Test Conditions	Value	Unit
$R_{th(j-c)}$	Thermal resistance Junction to case	single side cooled	Max.0.120	°C/W
$R_{th(c-h)}$	Thermal resistance case to heat sink	single side cooled	Max.0.04	°C/W
V_{iso}	isolated voltage		Min.2500	V
F_m	Thermal connection torque(M5)		Typ.12	N·m
	Mounting force (M6)		Typ.6	N·m
T_{stg}	Stored temperature		-40+125	°C
W_t	Weight		860	g

Outline:

M4



M8



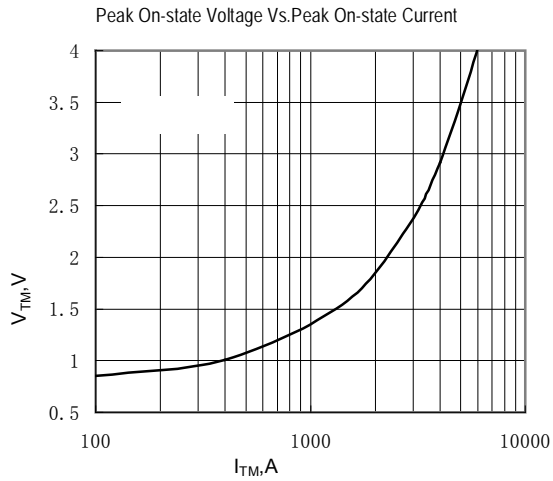


Fig.1

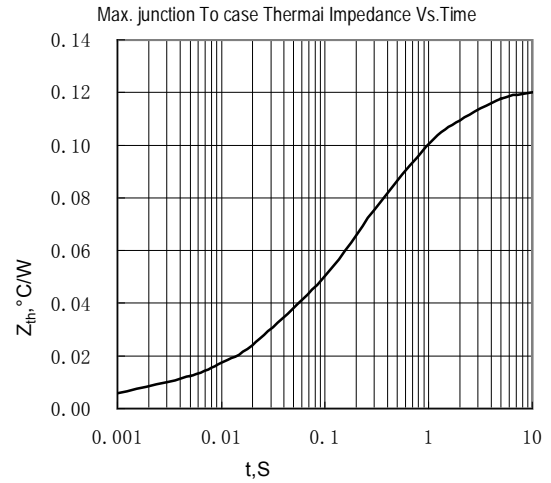


Fig.2

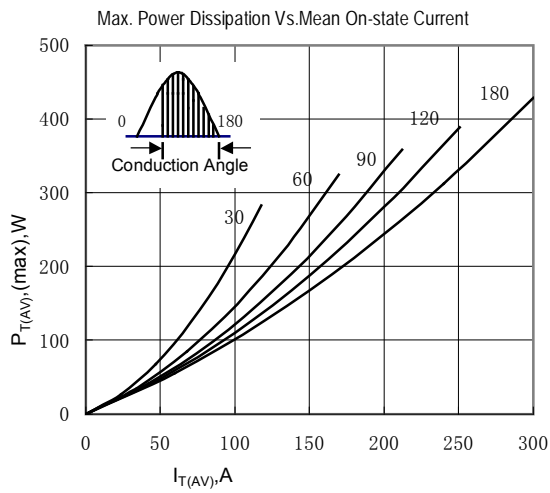


Fig.3

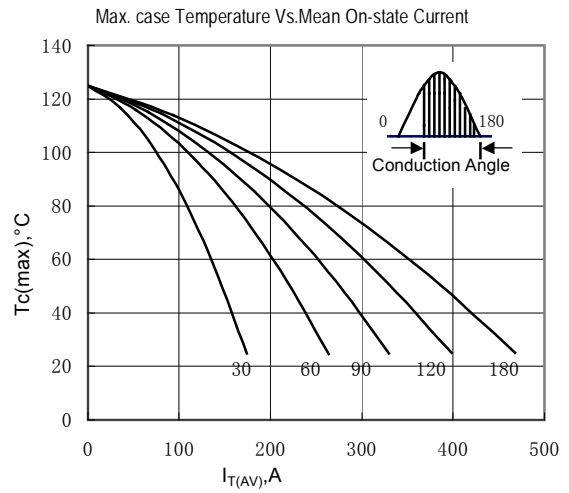


Fig.4

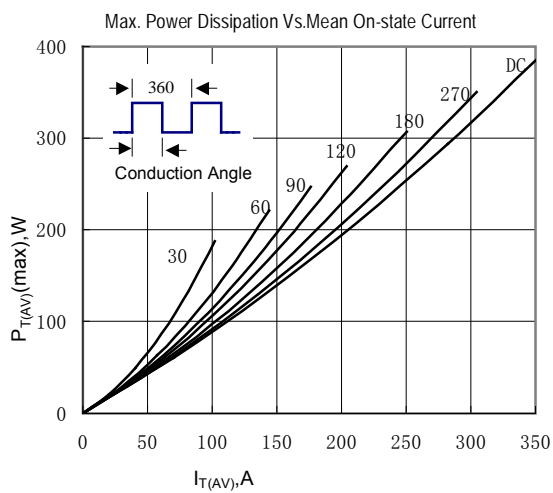


Fig.5

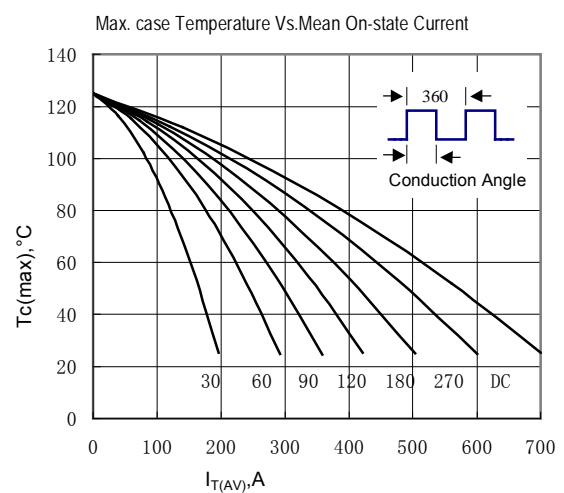


Fig.6

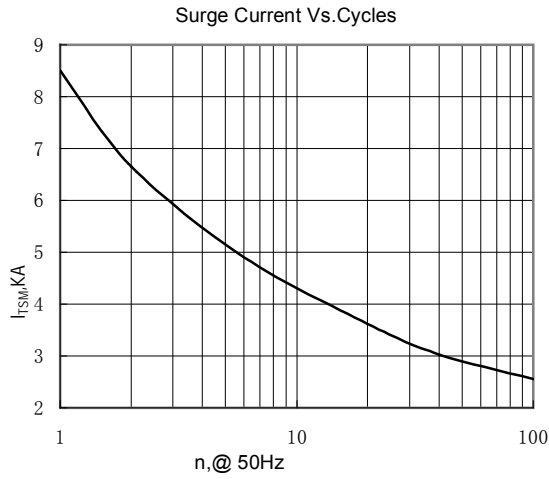


Fig.7

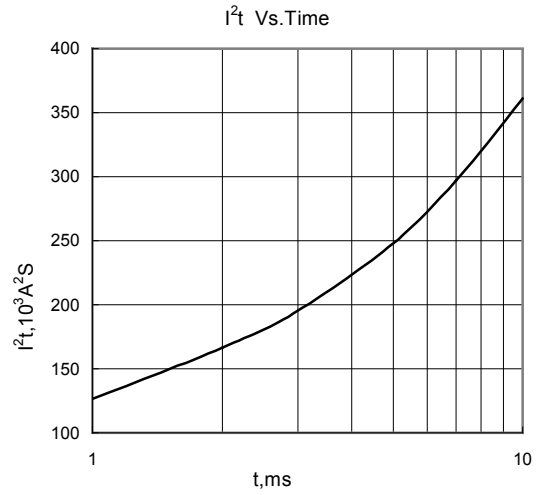


Fig.8

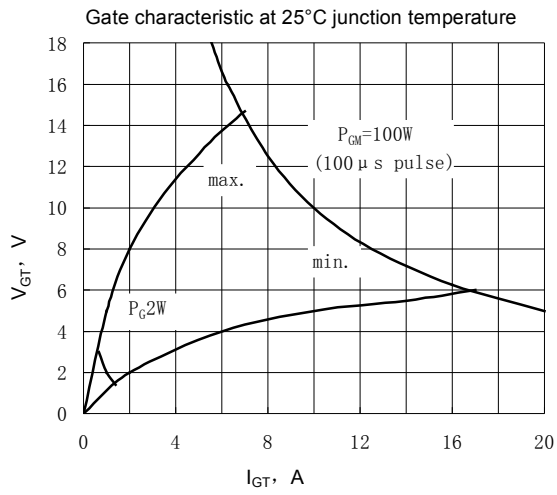


Fig.9

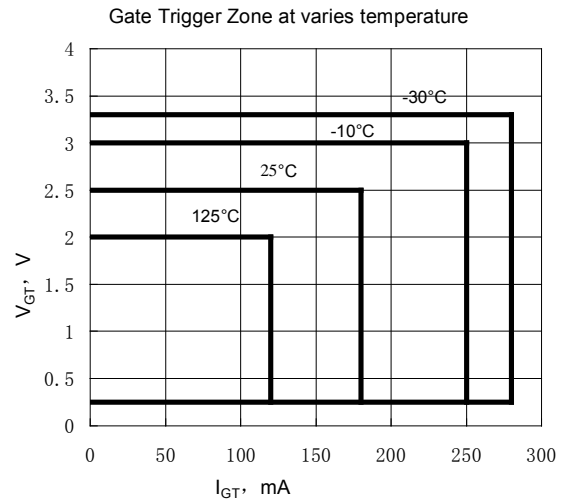


Fig.10

Wuhan Wuzheng Rectifier Co., Ltd

Add: NO. 73 Gaoxin Five Road, East Lake New Technology Development Zone, Wuhan City, Hubei province.

Tel : 86-27-87001995

Fax: 86-27-87180920

Email: info@techele.com

Web: www.techele.com/en

cn-techele.en.alibaba.com