

# MDC/MDA/MDK/MDX160A DIODE MODULE



### Features

Isolated mounting base 2500V  
Increased power cycling capability  
Space and weight savings

### Application

AC/DC Motor drives  
Various rectifiers  
DC supply for PWM inverter

$I_{F(AV)}$	160 A
$V_{RRM}$	400-2600 V
$I_{FSM}$	6KA
$I^2t$	184KA <sup>2</sup> S

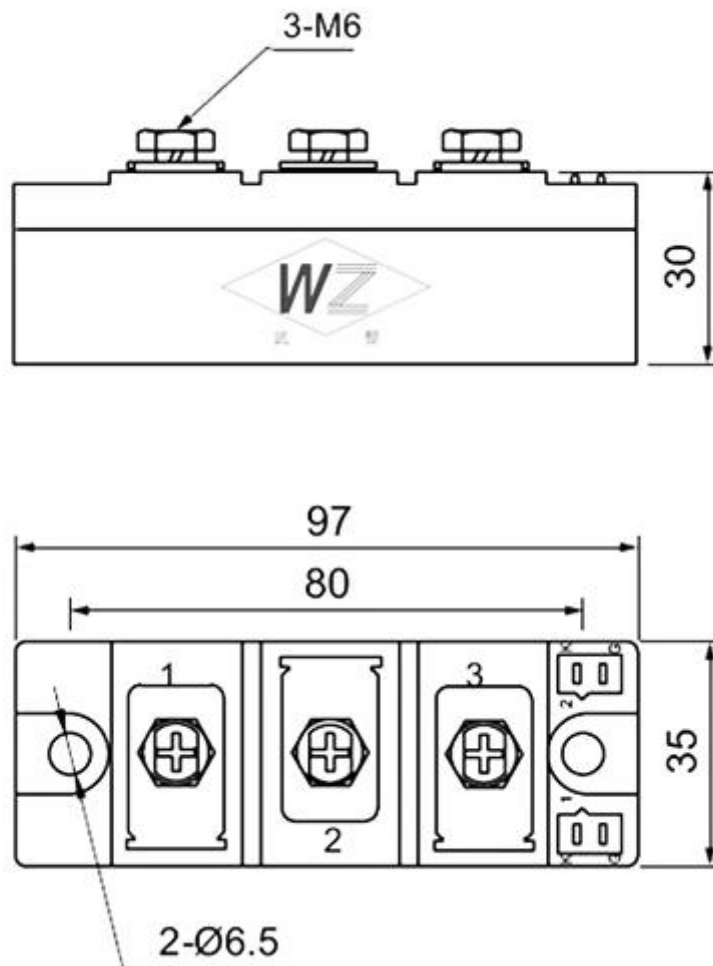
Symb.		parameter	Test Conditions	$T_J(^{\circ}C)$	Value	Unit
Current Ratings	$I_{F(AV)}$	average forward current	180 °half sine wave 50Hz Single side cooled, $T_C=100^{\circ}C$	150	160	A
	$I_{F(RMS)}$	RMS forward current		150	251	A
	$I_{FSM}$	Surge forward current	10ms half sine wave	150	6.0	KA
	$I^2t$	$I^2t$ for fusing coordination	$VR=0.6VRRM$	150	184	KA <sup>2</sup> S
Characteristics	$V_{RRM}$	Repetitive peak reverse voltage	$V_{RRM} tp=10ms$ $V_{RSM}=V_{RRM}+200V$	150	400-2600	V
	$I_{RRM}$	Repetitive peak current	$V_{RM}=V_{RRM}$	150	Max.12	Ma
	$V_{FM}$	Peak on-state voltage	$I_{FM}=480A$	25	Max.1.56	V
	$V_{FO}$	Threshold voltage		150	Max.0.80	V
	$r_F$	Forward slop resistance		150	Max.1.35	mΩ

## Thermal & Mechanical Data

Symb.	parameter	Test Conditions	Value	Unit
$R_{th(j-c)}$	Thermal resistance Junction to case	At 180 °sine wave, single side cooled	Max.0.230	°C/W
$R_{th(c-h)}$	Thermal resistance case to heat sink	At 180 °sine wave, single side cooled	Max.0.08	°C/W
$V_{iso}$	Isolated voltage	50Hz,R.M.S,t=1min,Iiso:1mA(max)	Min.2500	V
$F_m$	Terminal connection torque(M5)		Typ.6	N m
	Mounting force (M6)		Typ.6	N m
$T_{stg}$	Stored temperature		-40+125	°C
$W_t$	Weight		320	g

## Outline:

M3



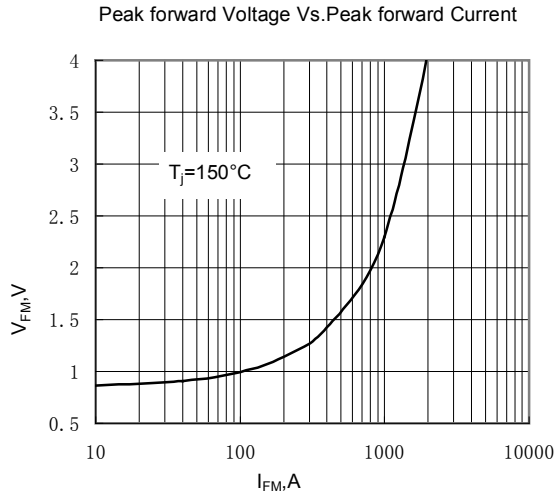


Fig.1

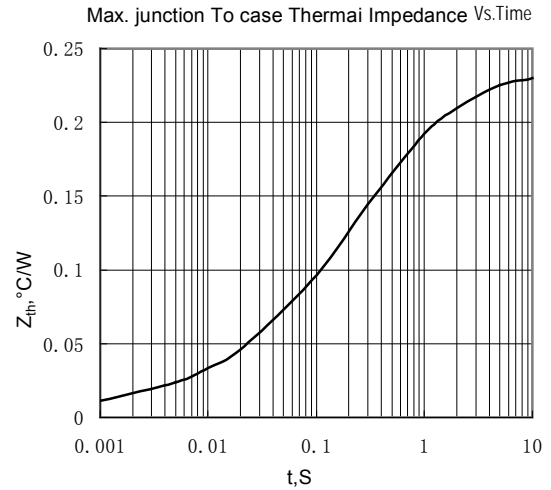


Fig.2

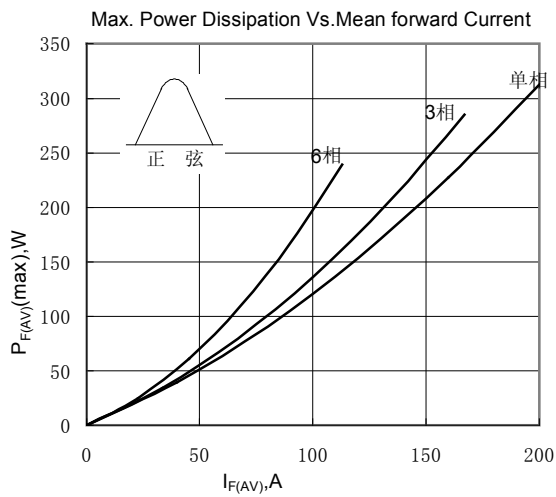


Fig.3

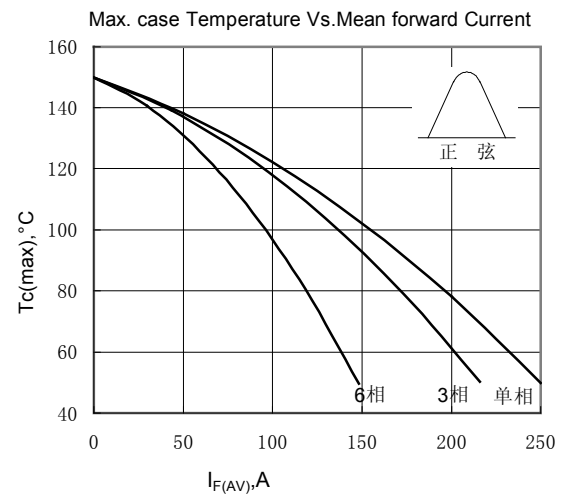


Fig.4

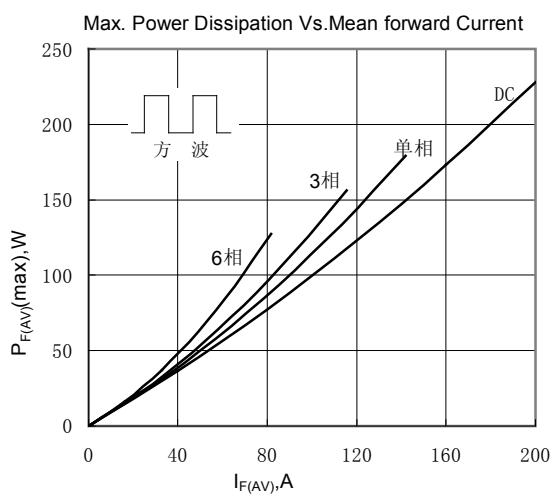


Fig.5

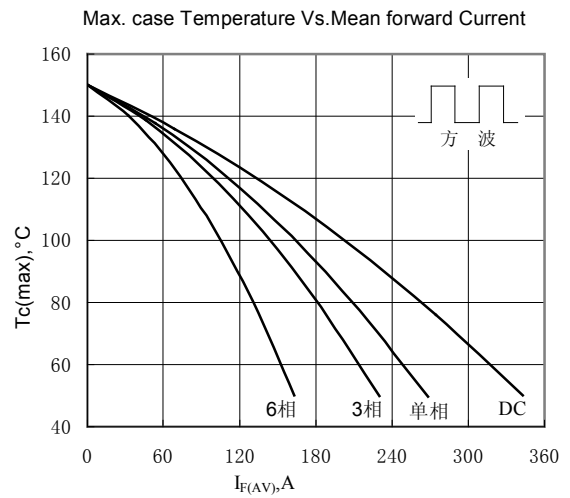
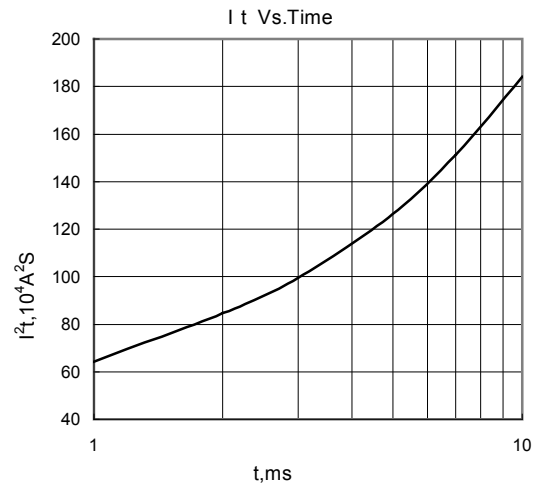
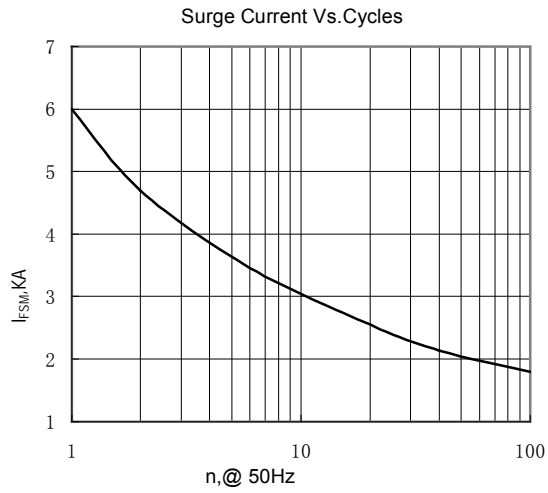


Fig.6




---

## Wuhan Wuzheng Rectifier Co., Ltd

**Add:** NO. 73 Gaoxin Five Road, East Lake New Technology Development Zone, Wuhan City, Hubei province.

**Tel :** 86-27-87001995

**Fax:** 86-27-87180920

**Email:** info@techele.com

**Web:** www.techele.com/en

cn-techele.en.alibaba.com