

MDC/MDA/MDK/MDX90A DIODE MODULE



Features

Isolated mounting base 2500V
Increased power cycling capability
Space and weight savings

Application

AC/DC Motor drives
Various rectifiers
DC supply for PWM inverter

$I_{F(AV)}$	90 A
V_{RRM}	400-2600 V
I_{FSM}	2.3KA
I^2t	26.9KA ² S

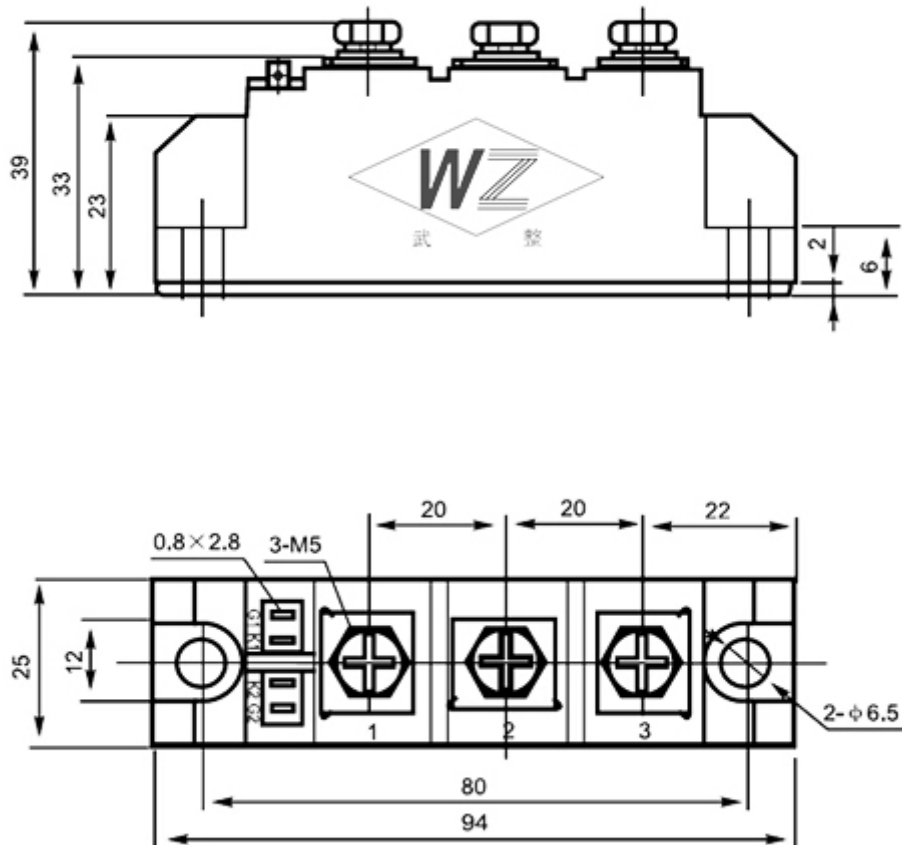
Symb.		parameter	Test Conditions	$T_{J(°C)}$	Value	Unit
Current Tatings	$I_{F(AV)}$	average forward current	180 ° half sine wave 50Hz Single side cooled, $T_C=100\text{ °C}$	150	90	A
	$I_{F(RMS)}$	RMS forward current		150	141	A
	I_{FSM}	Surge forward current	10ms half sine wave	150	2.30	KA
	I^2t	I^2t for fusing coordination	$VR=0.6VRRM$	150	26.9	KA ² S
Characteristics	V_{RRM}	Repetitive peak reverse voltage	$V_{RRM} tp=10ms$ $V_{RSM}= V_{RRM}+200V$	150	400-2600	V
	I_{RRM}	Repetitive peak current	$V_{RM}= V_{RRM}$	150	Max.8	Ma
	V_{FM}	Peak on-state voltage	$I_{FM}=270A$	25	Max.1.33	V
	V_{FO}	Threshold voltage		150	Max.0.80	V
	r_F	Forward slop resistance		150	Max.1.70	mΩ

Thermal & Mechanical Data

Symb.	parameter	Test Conditions	Value	Unit
$R_{th(j-c)}$	Thermal resistance Junction to case	At 180 °sine wave, single side cooled	Max.0.470	°C/W
$R_{th(c-h)}$	Thermal resistance case to heat sink	At 180 °sine wave, single side cooled	Max.0.2	°C/W
V_{iso}	Isolated voltage	50Hz,R.M.S.,t=1min,Iiso:1mA(max)	Min.2500	V
F_m	Terminal connection torque(M5)		Typ.4	N m
	Mounting force (M6)		Typ.6	N m
T_{stg}	Stored temperature		-40+125	°C
W_t	Weight		115	g

Outline:

M2



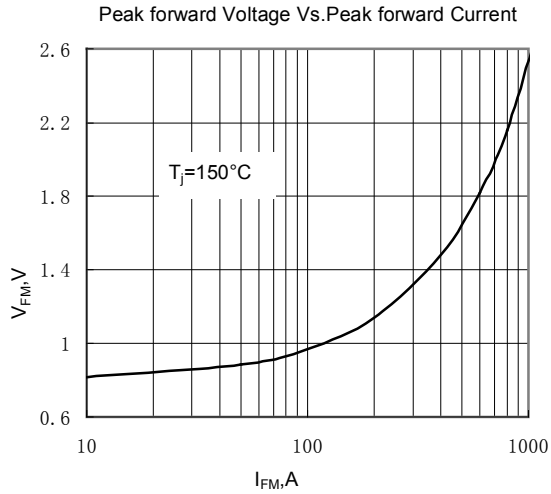


Fig.1

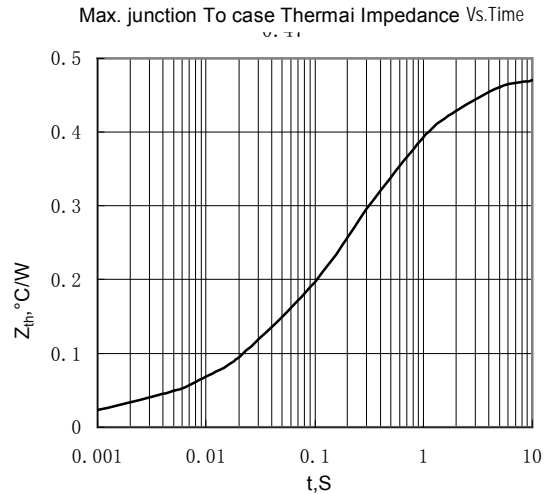


Fig.2

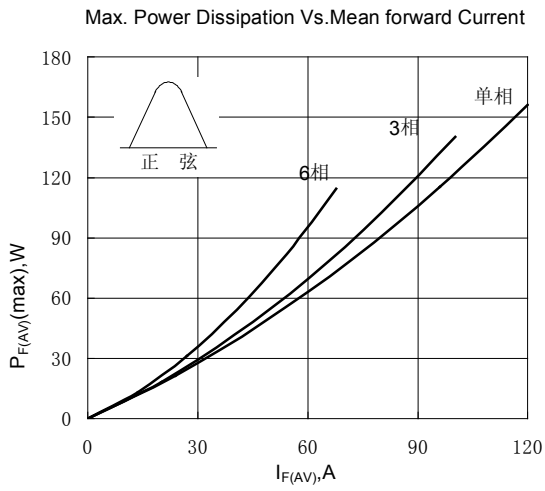


Fig.3

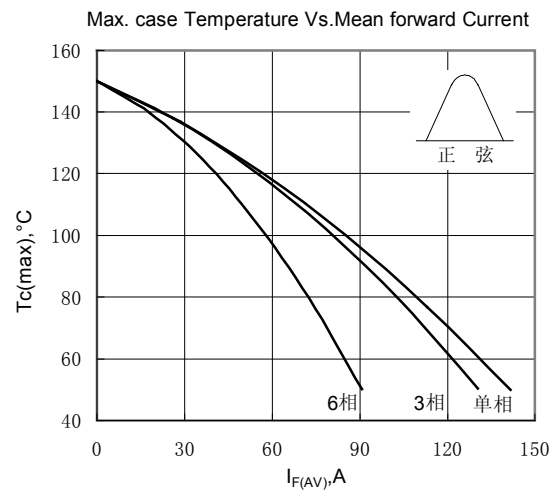


Fig.4

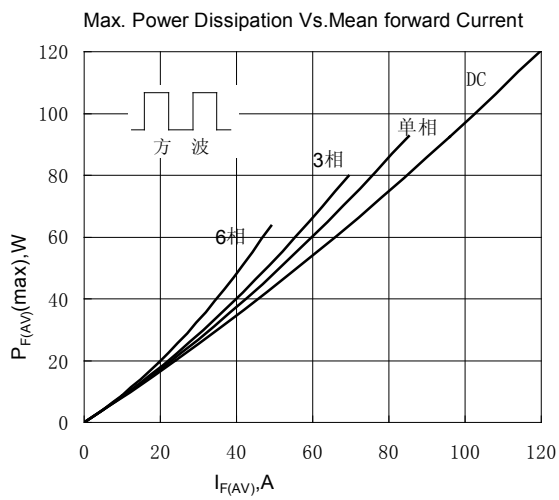


Fig.5

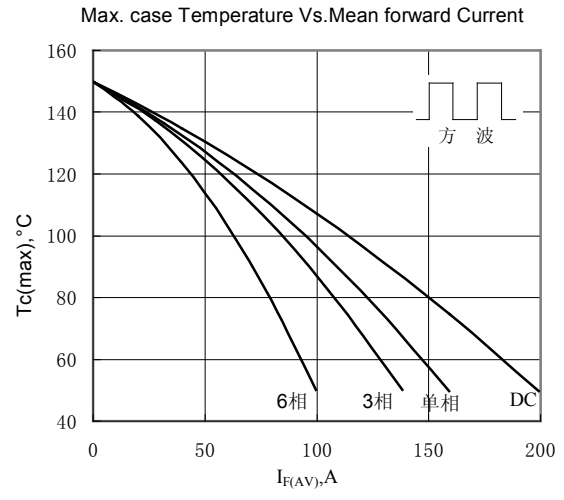
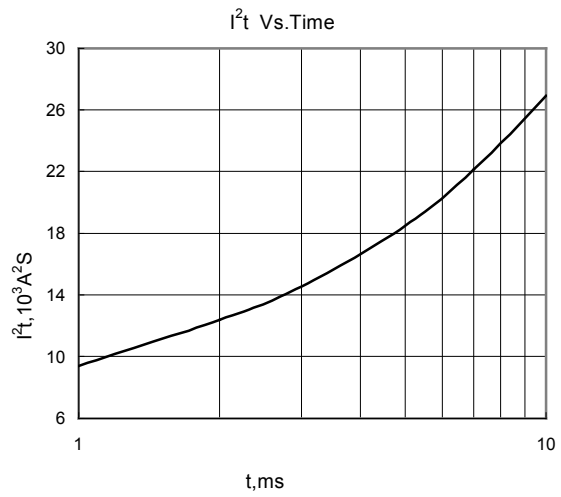
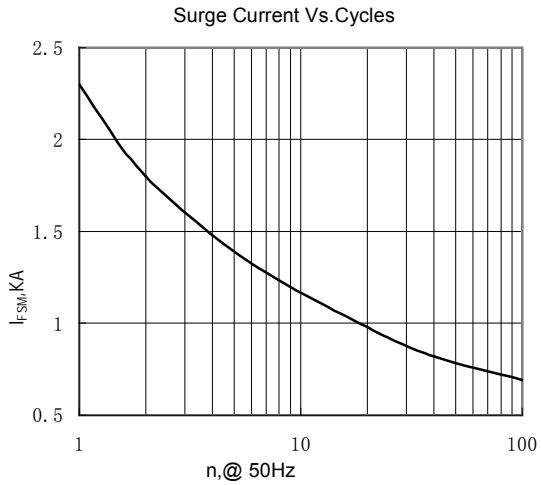


Fig.6



Wuhan Wuzheng Rectifier Co., Ltd

Add: NO. 73 Gaoxin Five Road, East Lake New Technology Development Zone, Wuhan City, Hubei province.

Tel : 86-27-87001995

Fax: 86-27-87180920

Email: info@techele.com

Web: www.techele.com/en

cn-techele.en.alibaba.com