

KP400A-J



PHASE CONTROL THYRISTOR

Features

- Center amplifying gate
- Metal case with ceramic insulator
- Low on-state and switching losses

Application

- Large power converter
- DC and AC switches
- Active & Passive inverter

$I_{T(AV)}$	400 A
V_{DRM}/V_{RRM}	3100~4200V
I_{TSM}	6.4KA
I^2T	205 KA ² S

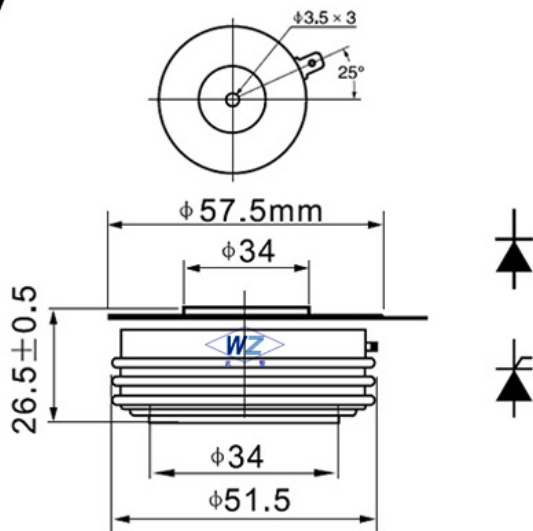
Symb.		parameter	Test Conditions	$T_{J(°C)}$	Value	Unit
Current Ratings	$I_{T(AV)}$	Average on-state current	180° half sine wave 50Hz Double side cooled $T_{hs}=88°C$	125	400	A
	$I_{T(AV)}$	Average on-state current	180° half sine wave 50Hz Double side cooled $T_{hs}=55°C$	125	595	A
	I_{TSM}	Surge on-state current	10ms half sine wave $V_R=0.6V_{RRM}$	125	6.4	KA
	I^2t	I ² T for fusing coordination		125	205	KA ² S
Characteristics	V_{DRM} V_{RRM}	Repetitive peak off-state voltage Repetitive peak reverse voltage	$V_{DRM} \& V_{RRM} t_p=10ms$ $V_{DSM} \& V_{RSM} = V_{DRM} \& V_{RRM} + 100V$	125	3100-4200	V
	I_{DRM} I_{RRM}	Repetitive peak current	$V_{DM} = V_{DRM}$ $V_{RM} = V_{RRM}$	125	Max.50	mA
	V_{TO}	Threshold voltage		125	Max.1.18	V
	V_{TM}	Threshold voltage	$I_{TM}=1000A, F=15KN$	25	Max.3.20	V
	r_T	On-state slop resistance		125	Max.1.49	mΩ
	I_H	Holding current	$V_A=12V, I_A=1A$	25	20-250	mA
Dynamic Parameters	dv/dt	Critical rate of rise of off-state voltage	$V_{DM}=67\% V_{DRM}$	125	Max.300	V/μs
	di/dt	Critical rate of rise of on-state current	$V_{DM}= 67\% V_{DRM}$ to 600A, Gate pulse $t_r \leq 0.5\mu s$ $I_{GM}=1.5A$	125	Max.100	A/μs
	t_{rr}	Reverse recovery time	$I_{TM}=500A, t_p=1000\mu s, V_R=50V$ $di/dt=-20A/\mu s$	125	15	μs
	Q_{rr}	Reverse Recovery charge		125	1087	μc
Gate Parameters	I_{GT}	Gate trigger current	$V_A=12V, I_A=1A$	25	35-300	mA
	V_{GT}	Gate trigger voltage		25	0.8-2.5	V
	V_{GD}	Non-trigger gate voltage	$V_{DM}=67\% V_{DRM}$	125	Min.0.3	V

Thermal & Mechanical Data

Symb.	parameter	Test Conditions	T _{J(°C)}	Value	Unit
R _{th(j-h)}	Thermal resistance Junction to heat sink	At 180 ⁰ sine wave, double side cooled Clamping force 15KN		Max.0.035	°C/W
F _m	Mounting force			10-20	KN
T _{stg}	Stored temperature			-40-140	°C
W _t	Weight			270	g

Dimensions:

C17



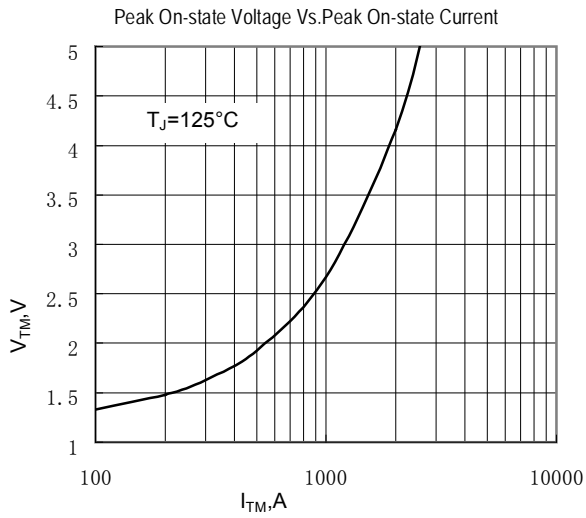


Fig.1

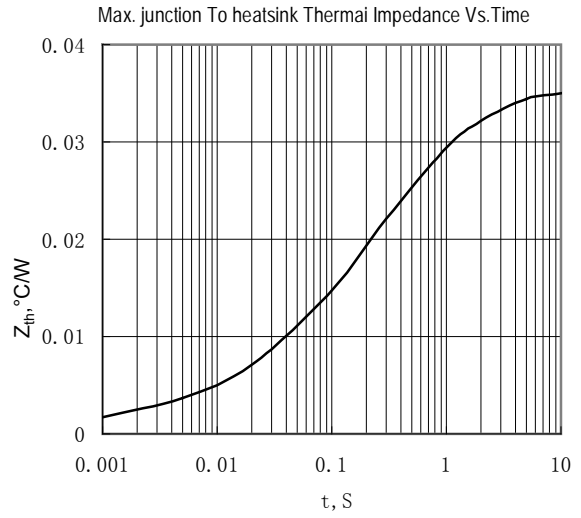


Fig.2

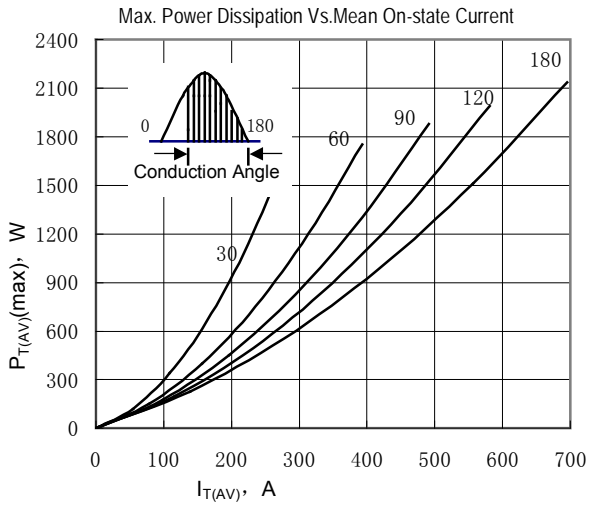


Fig.3

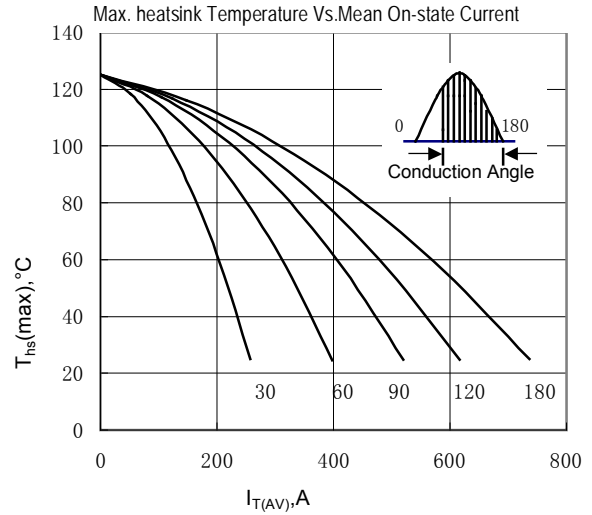


Fig.4

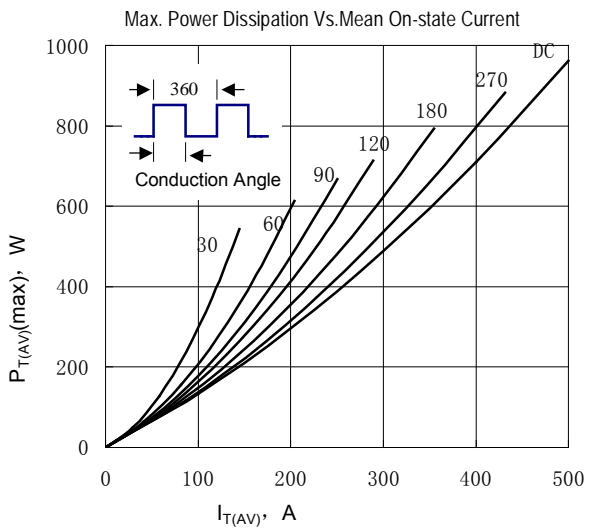


Fig.5

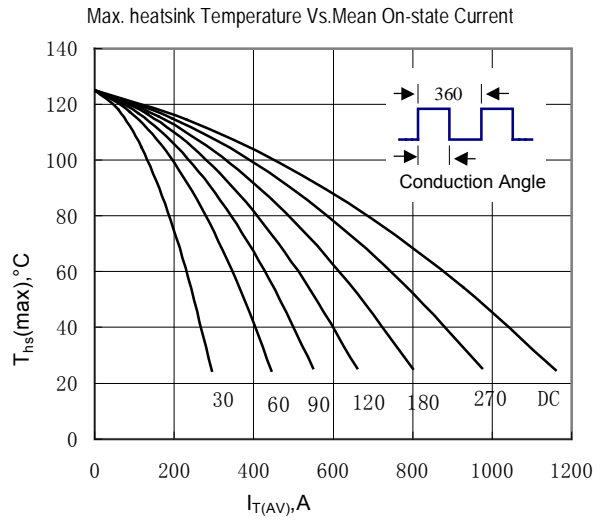


Fig.6

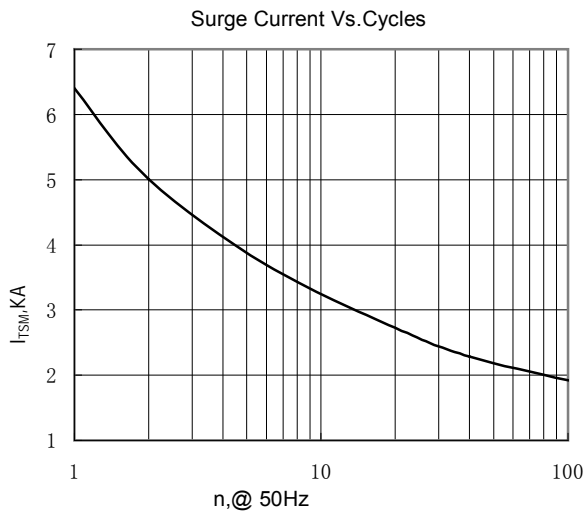


Fig.7

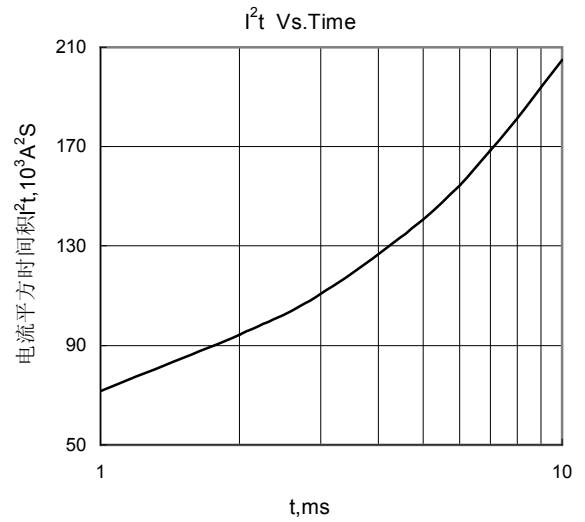


Fig.8

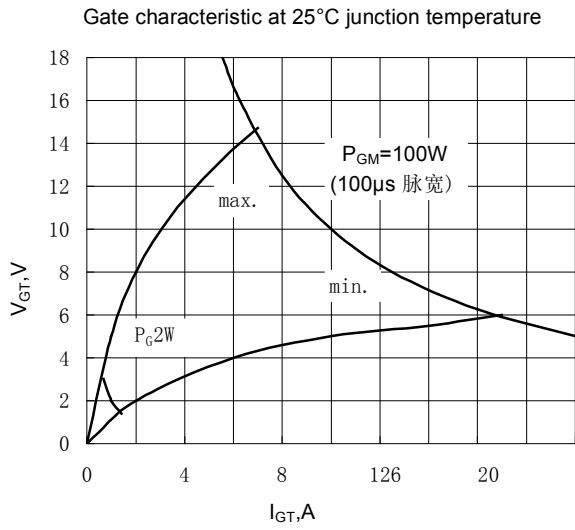


Fig.9

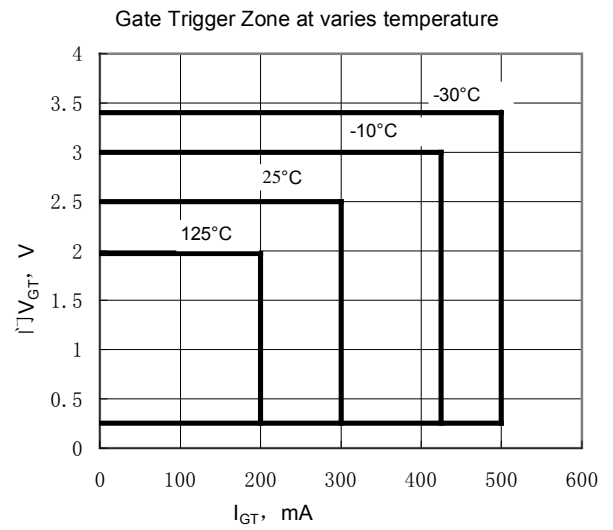


Fig.10

Wuhan Wuzheng Rectifier Co., Ltd

Add: NO. 73 Gaoxin Five Road, East Lake New Technology Development Zone, Wuhan City, Hubei province.

Tel : 86-27-87001995

Fax: 86-27-87180920

Email: info@techele.com

Web: www.techele.com/en

cn-techele.en.alibaba.com