

ZK3500A-C FAST RECOVERY DIODE



Features

- Low forward voltage drop
- Soft recovery
- Hermetic metal cases with ceramic insulators

Application

- Inverters and choppers
- AC. motor control
- Snubber and free-wheeling diodes

$I_{F(AV)}$	3500A
V_{RRM}	1100-2000V
I_{FSM}	44KA
t_{rr}	6.0 μ s

SYMBOL		PARAMETERS	TESTING CONDITION	$T_j(^{\circ}C)$	VALUES	UNIT
Current Tatings	$I_{F(AV)}$	average forward current	180° half sine wave 50Hz Double side cooled, $T_{hs}=64^{\circ}C$	150	3500	A
	$I_{F(AV)}$	average forward current	180° half sine wave 50Hz Double side cooled, $T_{hs}=55^{\circ}C$	150	3758	A
	I_{FSM}	Surge forward current	10ms half sine wave	150	44	KA
	I^2t	I^2t for fusing coordination	$VR=0.6VRRM$	150	9700	KA ² S
Characteristics	V_{RRM}	Repetitive peak reverse voltage	$V_{RRM} tp=10ms$ $V_{RSM} = V_{RRM} + 100V$	150	1100-2000	V
	I_{RRM}	Repetitive peak current	$V_{RM} = V_{RRM}$	150	Max.200	Ma
	V_{FM}	Peak on-state voltage	$I_{TM}=5000A, F=40KN$	25	Max.3.0	V
	V_{FO}	Threshold voltage		150	Max.1.19	V
	r_F	Forward slop resistance			Max.0.12	m Ω
	I_{rm}	Reverse recovery current		100	Typ.375	A
	t_{rr}	Reverse recovery time	$I_{TM}=1000A, t_p=1000\mu s,$ $di/dt=-20A/\mu s, Vr=50V$		Typ.6.0	μ s
Q_{rr}	Recovery charge			Typ.1125 Max.1300	μ c	
Thermal &Mechanical Date	$R_{th(j-h)}$	Thermal resistance Junction to heat sink	At 180° sine, double side cooled mounting force 32KN		0.011	$^{\circ}C/W$
	F_m	Mounting force			35-47	KN
	T_{stg}	Stored temperature			-40-160	$^{\circ}C$
	W_t	Weight			1100	g

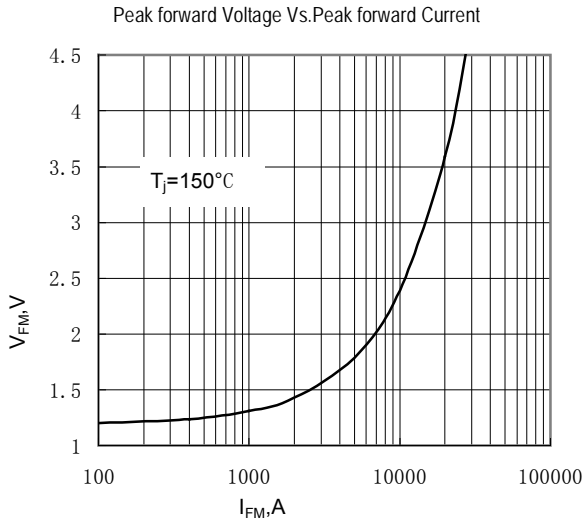


Fig.1

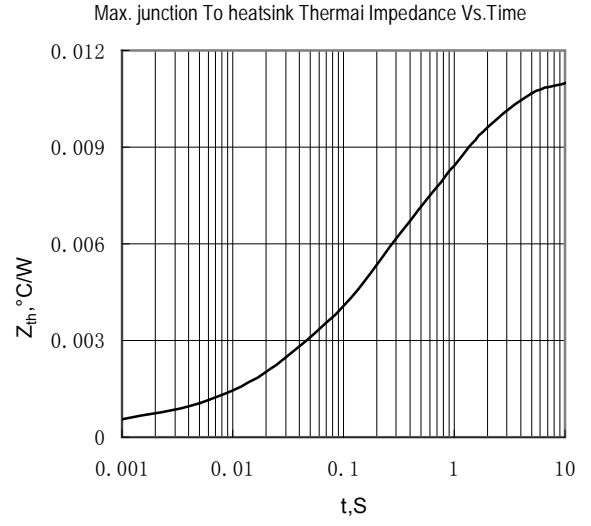


Fig.2

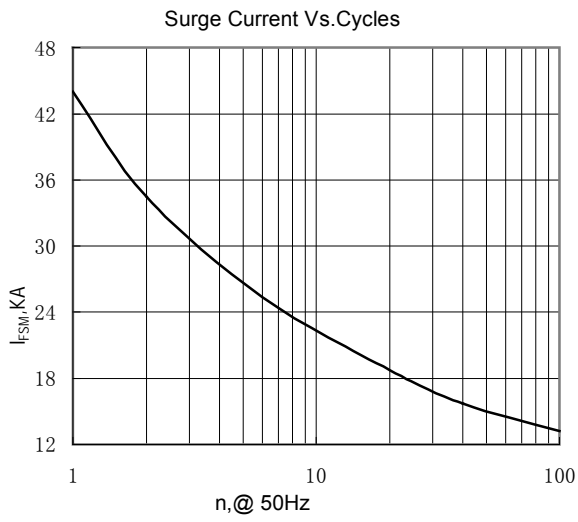


Fig.3

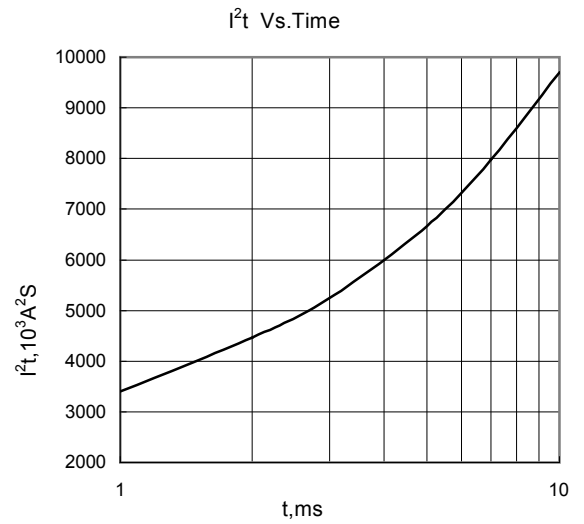


Fig.4

Wuhan Wuzheng Rectifier Co., Ltd

Add: NO. 73 Gaoxin Five Road, East Lake New Technology Development Zone, Wuhan City, Hubei province.

Tel : 86-27-87001995

Fax: 86-27-87180920

Email: info@techele.com

Web: www.techele.com/en

cn.techele.en.alibaba.com