



ZP1600A-B STANDARD RECOVERY DIODE

Features

Low forward voltage drop
Soft recovery
Hermetic metal cases with ceramic insulators

Application

Inverters and choppers
AC. motor control
Snubber and free-wheeling diodes

$I_{F(AV)}$	1600A
V_{RRM}	200-1000V
I_{FSM}	23KA
I^2t	2600KA ² S

SYMBOL		PARAMETERS	TESTING CONDITION	$T_j(^{\circ}C)$	VALUES	UNIT
Current Tatings	$I_{F(AV)}$	average forward current	180° half sine wave 50Hz Double side cooled, $T_{hs}=102^{\circ}C$	150	1600	A
	$I_{F(AV)}$	average forward current	180° half sine wave 50Hz Double side cooled, $T_{hs}=55^{\circ}C$	150	2565	A
	I_{FSM}	Surge forward current	10ms half sine wave	150	23	KA
	I^2t	I^2t for fusing coordination	$VR=0.6VRRM$	150	2600	KA ² S
Characteristics	V_{RRM}	Repetitive peak reverse voltage	$V_{RRM} tp=10ms$ $V_{RSM}=V_{RRM}+100V$	150	200-1000	V
	I_{RRM}	Repetitive peak current	$V_{RM}=V_{RRM}$	150	Max.80	Ma
	V_{FM}	Peak on-state voltage	$I_{TM}=3000A, F=21KN$	25	Max.2.0	V
	V_{FO}	Threshold voltage		150	Max.0.80	V
	r_F	Forward slop resistance			Max.0.14	mΩ
	I_{rm}	Reverse recovery current	$I_{TM}=1000A, t_p=1000\mu s,$ $di/dt=-20A/\mu s, Vr=50V$	150	Max.130	A
	t_{rr}	Reverse recovery time			Max.5.1	μs
Q_{rr}	Recovery charge	Max.331			μc	
Thermal &Mechanical Date	$R_{th(j-h)}$	Thermal resistance Junction to heat sink	At 180° sine, double side cooled mounting force 21KN		Max.0.022	°C/W
	F_m	Mounting force			19-26	KN
	T_{stg}	Stored temperature			-40-160	°C
	W_t	Weight				g

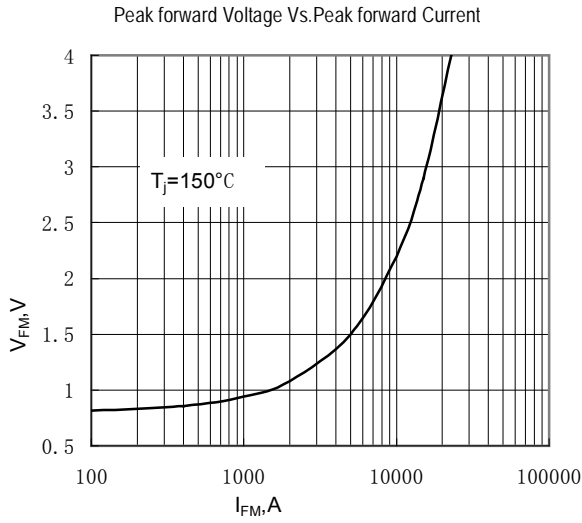


Fig.1

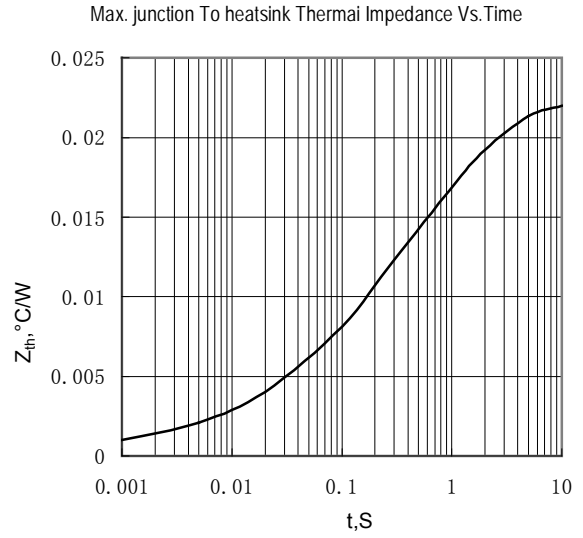


Fig.2

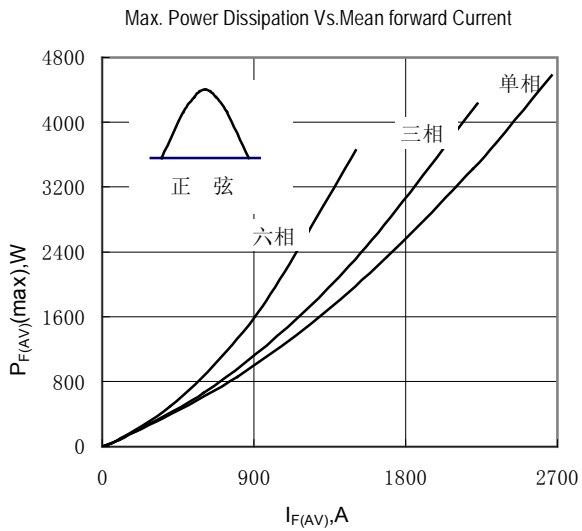


Fig.3

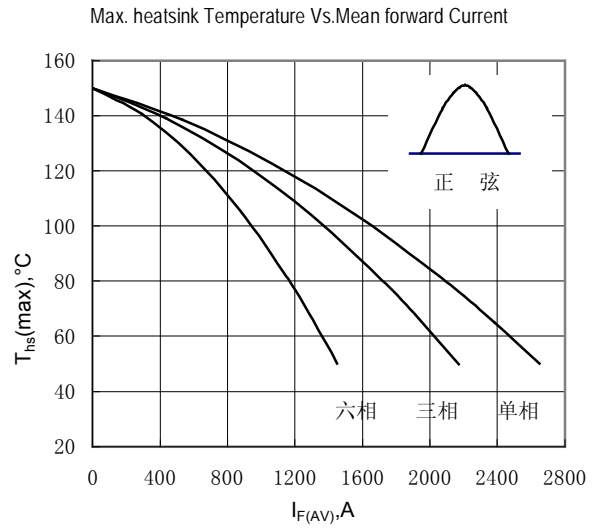


Fig.4

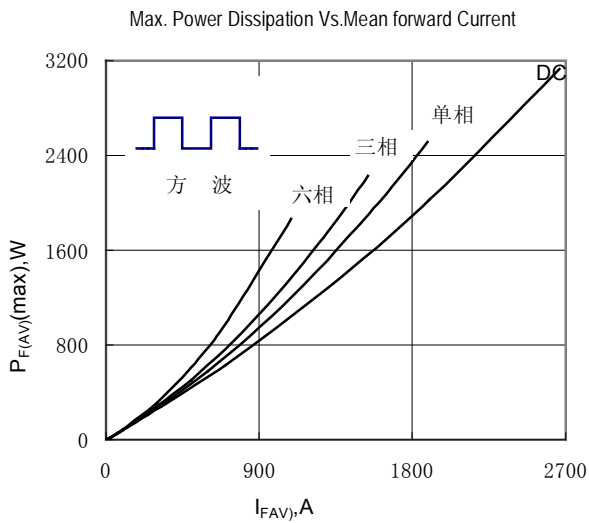


Fig.5

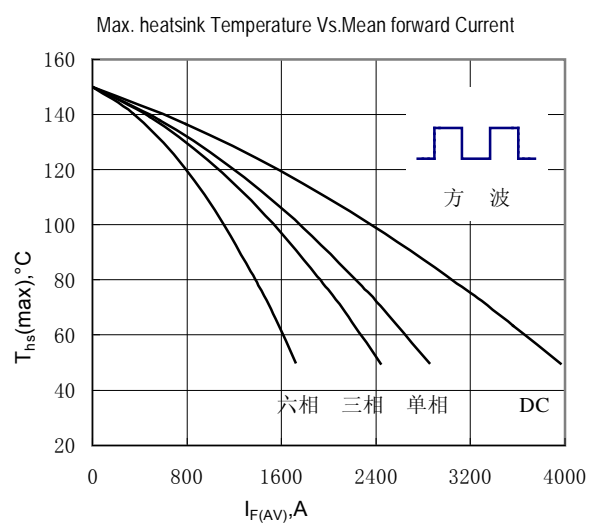


Fig.6

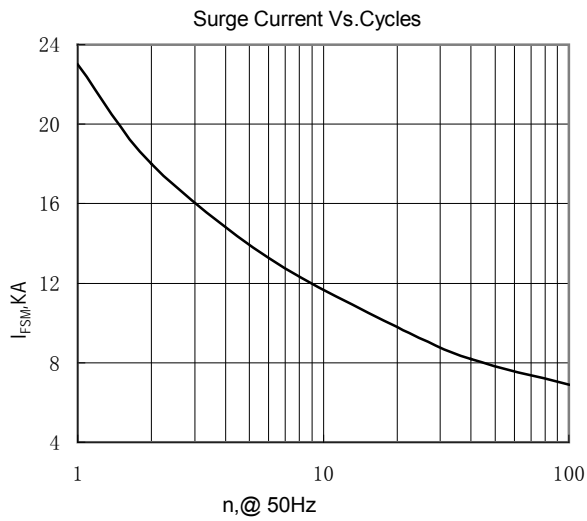


Fig.7

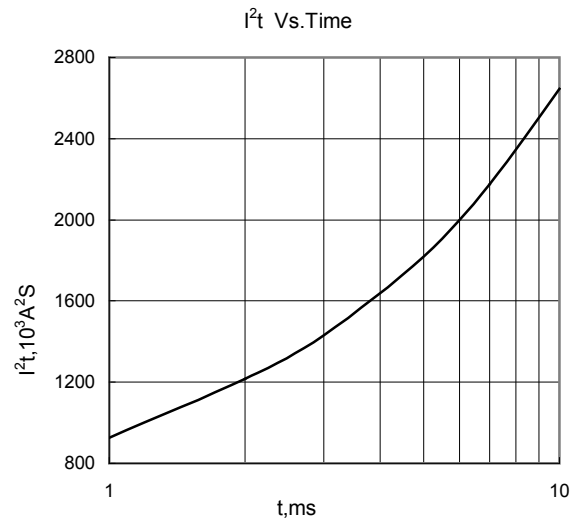
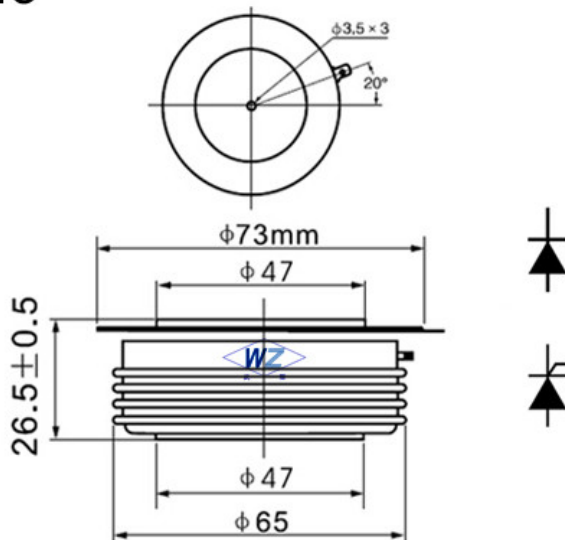


Fig.8

Fló gpurkpu<

C20



Wuhan Wuzheng Rectifier Co., Ltd

Add: NO. 73 Gaoxin Five Road, East Lake New Technology Development Zone, Wuhan City, Hubei province.

Tel : 86-27-87001995

Fax: 86-27-87180920

Email: info@techele.com

Web: www.techele.com/en

cn-techele.en.alibaba.com